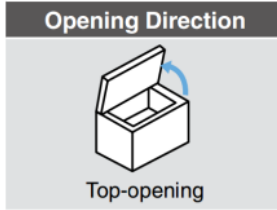


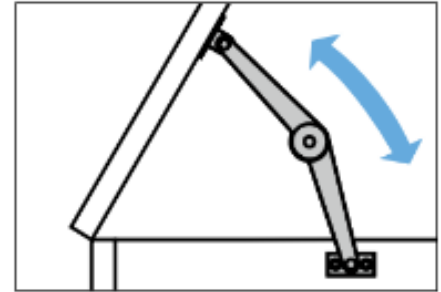
GF-100 Lid Stay

Top opening

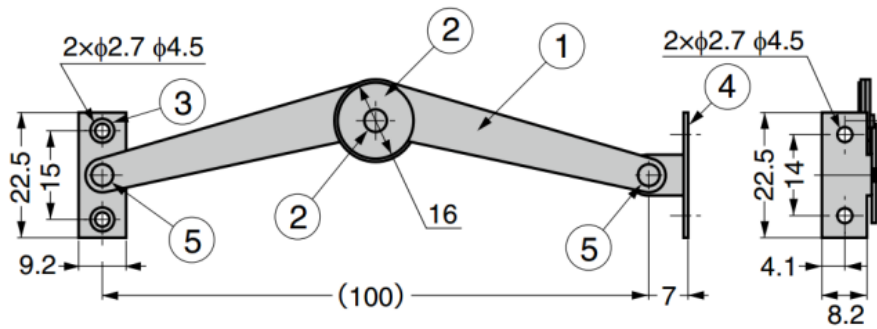


Notes

- When installing this stay to sheet metal, be sure to perform thread relief processing (chamfering) on the mounting surface side (cabinet side). In this way, screw head will not protrude when the stay is fixed



No.	Part Name	Material	Finish
①	Arm	Stainless Steel (SUS304)	Satin
②	Cover		
③	Plain Washer		BA
④	Bracket		
⑤	Rivet	Copper	Nickel



Right-handed type shown.

Part No.	Type
GF-100R	Right-handed
GF-100L	Left-handed